




Solar PV Monitoring & Analytics

DATASHEET – DATALOGGER

TRACKSO STD GPRS-RS232-WT800M



A product of Free Spirits **Green Labs**

A RENEWABLE ENERGY COMPANY










www.trackso.in



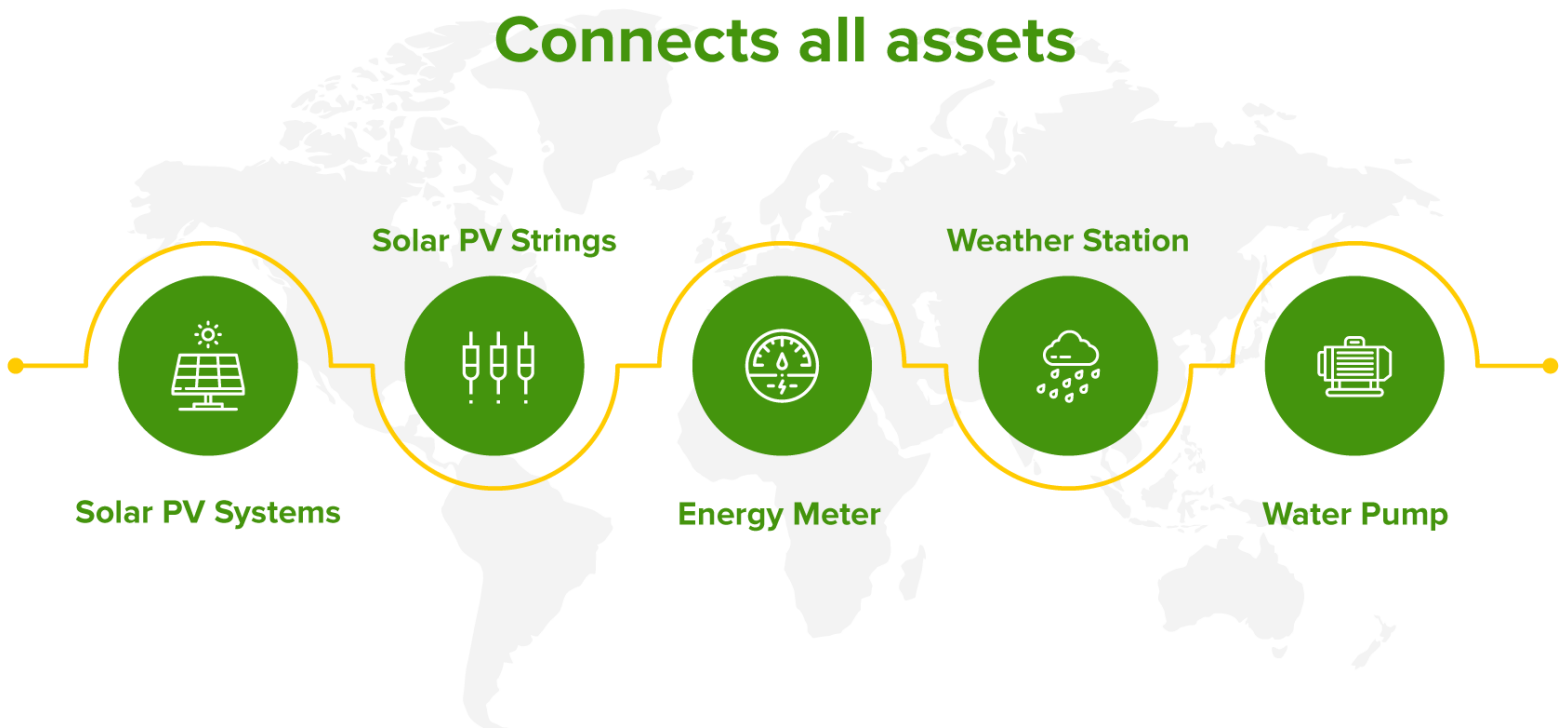
Smart IoT Data Loggers

TrackSo IoT data loggers are India's leading smart plug 'n' play gateways which can be connected with more than 100 brands of solar PV inverters, energy meters, weather monitoring stations, variable frequency drives [VFDs], string monitoring systems and all analog, digital and MODBUS enabled sensors.

- Easy to install, economical to maintain and upgrade.
- Support all major brands of inverter with Modbus RTU RS-232
- Stores all data to the on-board memory during internet unavailability.
- LED Indicators to identify the power, signal, Modbus connection status.
- Very low consumption of data on mobile networks

	Retrofit for all MODBUS networks		Up to 30 days of On-board data storage		Connects up to 1 slave devices
	Remote configuration available Over the air		Integrates with all sensors Analog 0-10V		Delivered with IP-65 Enclosure
	SMS enabled Device Status Check		Optional Battery Backup		Connectivity SIM (2G Network)

Connects all assets



Specifications

Category	Component	Details
System	CPU	ARM Cortex
	SRAM	32 Kbytes
	Flash Memory	256 Kbytes
	Data Log Flash Memory	16MB (4,500 Offline Records)
	WDT (watchdog)	Yes
Modem	Frequency Band	Quad-band: 850/ 900/ 1800/ 1900MHz
	Compliant with GSM Phase 2/2+	Class 4 (2 W @ 850/900 MHz); Class 1 (1 W @ 1800/1900 MHz)
	Coding Schemes	CS 1, CS 2, CS 3, CS 4
Serial ports	RS232 Utility port	RS-232: TxD, RxD, GND (used for device configuration and debug)
	RS232	1 x RS-232 used for communication with slave device
	Slaves	Upto 1
	Baud Rate	Supports: 2400, 4800, 9600, 19200, 38400, 57600, 115200
I/O Port (Optional)	Analog Inputs	2 x Voltage Measurement (DC): 0-10 V
Power	Operating Voltage	12VDC to 24VDC
Mechanical	Casing	Plastic Casing
	Degree of Protection	IP 20 (Indoor)
	Dimensions (W x L x H)	85mm x 100mm x 30mm
	Installation	Wall Mounting
Environmental	Operating Temperature	-25 °C to +55 °C
	Ambient Relative Humidity	5 ~ 95% RH, non-condensing

Note:

1. UPS Power Supply for the Device is required.
2. To be installed indoors or in an IP65 Enclosure for Outdoor Installation

STD GPRS-RS232



Pin Diagram

	Pin	Name	Description
Inputs	GND	8	Ground Pin
	-	7	Not in Use
	DI-2	6	Analog V Input 0-10V (Optional)
	DI-1	5	Analog V Input 0-10V (Optional)
RS232	Rx	4	Rx
	Tx	3	Tx
PWR	GND	2	Ground Pin
	+12V	1	DC IN - Input voltage: 12V~24V/1A.

LED Patterns

LED	NAME	DESCRIPTION	
GREEN	POWER	Light when device is powered ON	
RED	GSM	LED Status	
		Connection State	
		Flashing (ON for 100ms and OFF for 100ms)	SIM Card not found
		Flashing (ON for 500ms and OFF for 500ms)	Searching for GSM Network
		Flashing (ON for 0.1s and OFF for 2.9s) Once at every 3sec	GSM Network Registered
		Flashing twice at every 3sec	GPRS IP Connected
		Flashing 5times	GPRS IP Sending data
		LED OFF	GSM Fault
GREEN	COM TX	Blink on data transmission in RS232 port	
YELLOW	COM RX	Blink on data reception in RS232 port	

FREE SPIRITS GREEN LABS PVT. LTD.

Sales: sales@trackso.in , Support: support@trackso.in

7500+

UNITS MONITORED Inverters, Sensors, Meters, Water Pumps

3500+

SOLAR SITES Rooftop & Commercial, Solar Water Pumps, Zero Export systems

Monitoring Sites

